

A decorative border made of repeating pink squares, each divided by a white diagonal line from the top-left to the bottom-right, creating a zigzag pattern around the central text area.

Medsoc Session

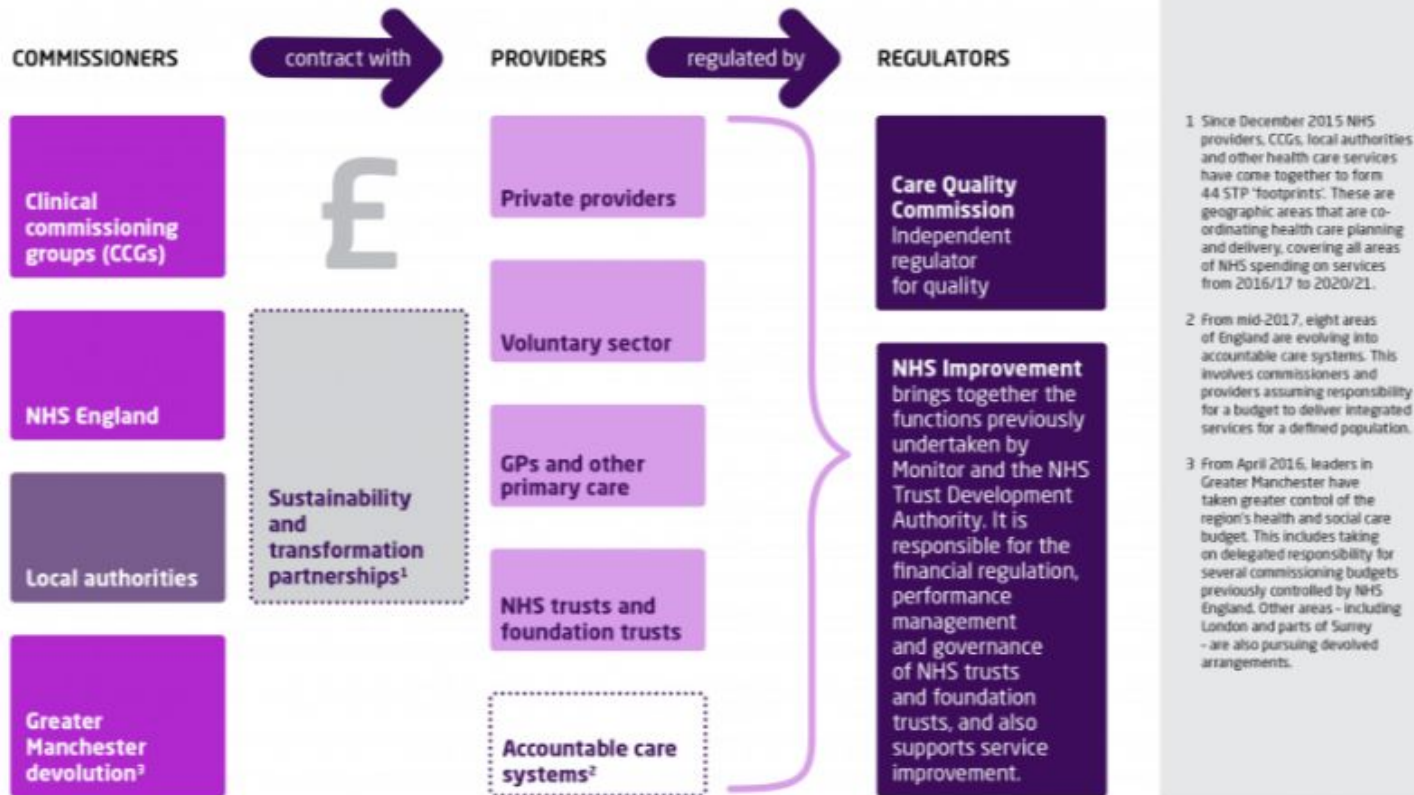
25/11/19

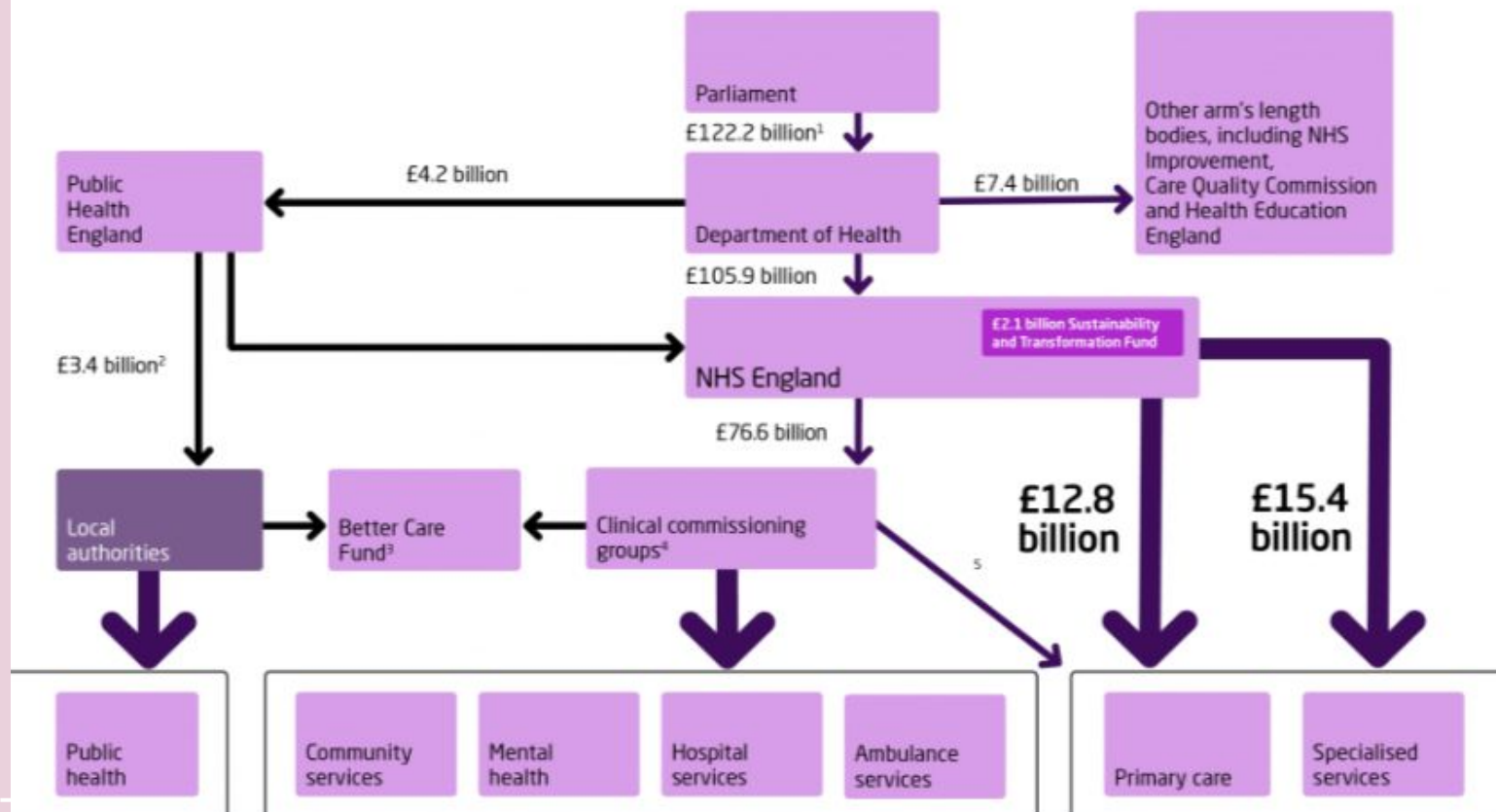


WHAT WE WANT YOU TO RESEARCH

Different healthcare systems in the world; 1) UK, 2) US, 3) Australia,
4) Singapore, and 5) Europe

bit.ly/medsocslideshow

The NHS: How providers are regulated
and commissioned



1. All figures are for 2016/17

2. Public health grant

3. With the aim of integrating health and social care services, NHS commissioners and local authorities pool some of their annual budgets (around £5.8 billion in 2016/17) to create the Better Care Fund.

4. From April 2017, all CCGs have assumed some responsibility for commissioning primary medical care services. Sixty-three have taken on full delegated responsibility; the rest have joint responsibility with NHS England.

5. NHS England transfers money to those CCGs that have taken on full delegated commissioning of primary medical care services.

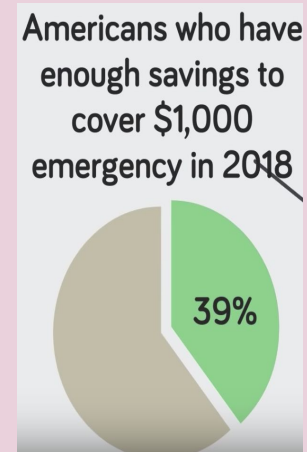
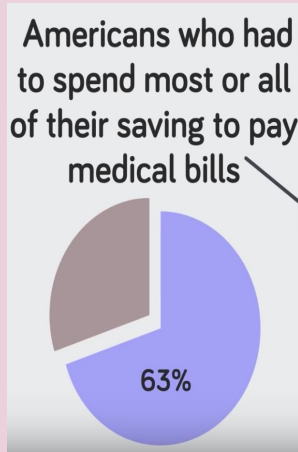
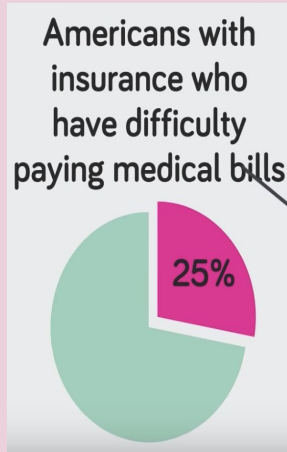
United States of America

- Sayma, Diya, Maika

-
- 13.4% Americans are uninsured
 - Healthcare provider
 - Healthcare expenditure
 - Medical bills - leading cause of bankruptcy - **CNBS**
 - US is the only developed country without universal healthcare coverage,
 - Public/private hybrid
 - Drug costs in the US are higher because the congress denied Medicare to negotiate drug [prices](#)
 - A simple hip replacement in the US costs \$29,067 which is \$10,00 more than the second highest cost country Australia
-

Ethically treating patient

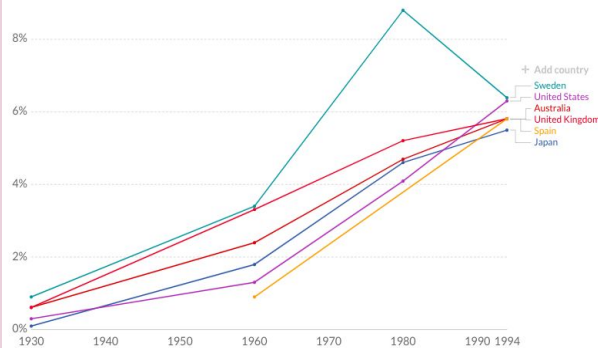
- ◆ Hippocratic Oath - Doctor must treat as best as he/she can, ethically
- ◆ Emergency medical treatment and active labour act 1986



HEALTH CARE EXPENDITURE IN 2016:

- 17.9% of the GDP
- \$3.3 trillion
- \$10,348 per person

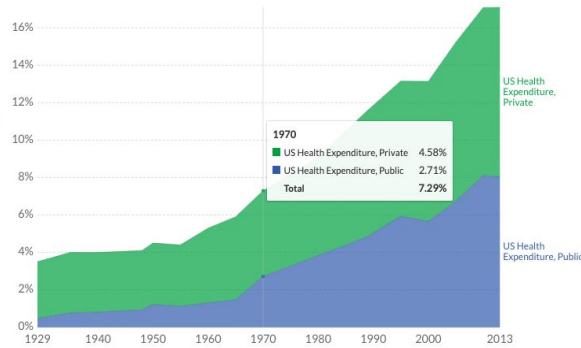
Public healthcare expenditure as share of GDP
Public expenditure on healthcare as share of GDP for selected OECD countries



Source: Tanzi & Schuknecht (2000)

Our World in Data

US Healthcare Expenditure
National Health Expenditures (Percent of GDP)



Source: US Census and WDI (2013)

INSURANCE PLAN:

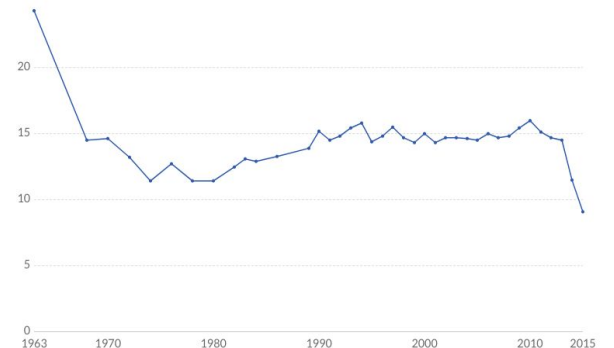
- deductibles
- copayments
- coinsurance
- premiums

HEALTHCARE QUALITY CRITERIA:

- expenditure
- quality
- availability
- population's health
- upfront cost

Our World in Data

Percentage of persons without health insurance in the US
Full population uninsured rate estimates



Source: Council of Economic Advisers and National Center for Health Statistics

Our World in Data

CC BY

Links

- <https://ourworldindata.org/health-meta> Ourworldindata
- <https://ourworldindata.org/healthcare-concentration-in-the-us> Ourworldindata
-



The U.S. Has The Most Expensive Healthcare System

Per capita health expenditure in selected countries in 2018

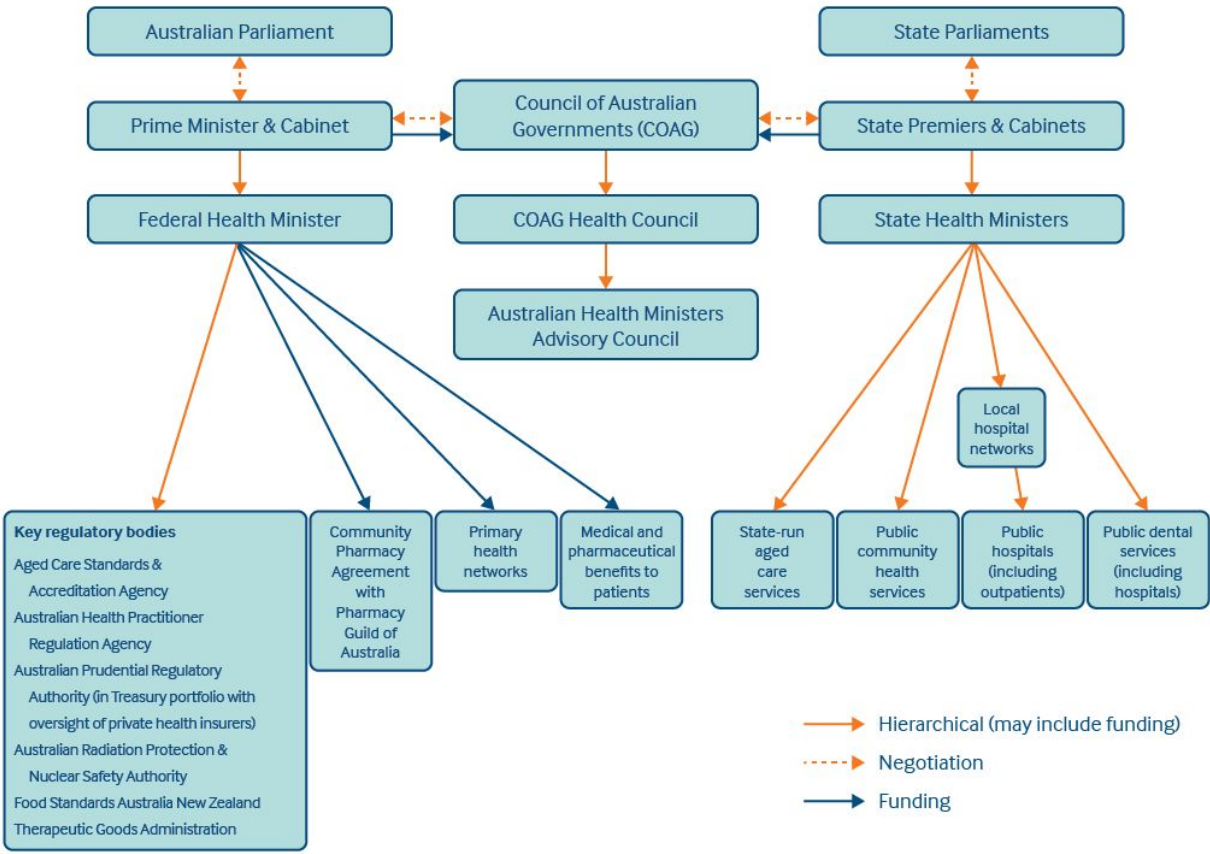


@Statista_com

Source: OECD

Forbes statista

Organization of the Health System in Australia



Source: L. Glover, 2015.



The **Australian** public accesses **care** within the public **health system** for free or at a lower cost through Medicare (funded by tax). The private **system** includes **health** service providers that are owned and managed privately, such as private hospitals, specialist medical and allied **health**, and pharmacies.

MEDICARE OR PRIVATE HEALTH INSURANCE PAYS FOR MEDICAL CARE :)



THE HEALTHCARE SYSTEM OF:
SINGAPORE

The Singaporean healthcare system achieves great results through a mixed private and public funding: life expectancy, infant mortality and general mortality rates are among the best in the world.

Singapore spends about 4% of its GDP on healthcare.

In Singapore, about 2/3 of healthcare spending is private, and only about 1/3 is public. Singapore provides a mix of private and public healthcare delivery systems, with public and private hospitals.

There are **five classes of healthcare tiers** to choose in Singapore: A, B1, B2+, B2, C. They range from the 100% privately paid and personally chosen service (A) to the most publicly paid, standard service, for which the government pays up to 80% of the costs.
